



Anti-HA Tag Mouse Monoclonal Antibody (4F6)

Cat #: ABT2040

Size: 50µl/200µl/200µl×5

Product Information

	Product Name: Anti-HA Tag Mouse Monoclonal Antibody (4F6)		
	Applications: WB, IF, IP		Isotype: Mouse IgG
	Reactivity: Mammals, Bacteria		
REF	Catalog Number: ABT2040	LOT	Lot Number: Refer to product label
	Formulation: Liquid solution		Concentration: 1 mg/ml
	Storage: Store at -20°C. Avoid repeated freeze / thaw cycles.		Note: Contain sodium azide.

Background: Human influenza hemagglutinin (HA) is a surface glycoprotein required for the infectivity of the human virus. The HA tag is derived from the HA-molecule corresponding to amino acids 98-106 has been extensively used as a general epitope tag in expression vectors. Many recombinant proteins have been engineered to express the HA tag, which does not appear to interfere with the bioactivity or the biodistribution of the recombinant protein.

Application Notes: Optimal working dilutions should be determined experimentally by the investigator. Suggested starting dilutions are as follows: WB (1:10,000-1:100,000), IF (1:2000), IP (1:400).

Storage Buffer: Liquid in PBS, pH 7.4, containing 0.02% Sodium Azide as preservative and 50% Glycerol.

Storage Instructions: Stable for one year at -20°C from date of shipment. For maximum recovery of product, centrifuge the original vial after thawing and prior to removing the cap. Aliquot to avoid repeated freezing and thawing.

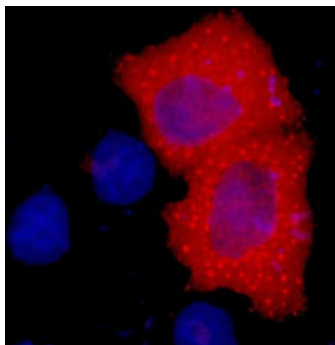


Fig.1. Immunofluorescence staining (1:2000) of HA fusion protein in 293 cells with red and counterstained with DAPI.

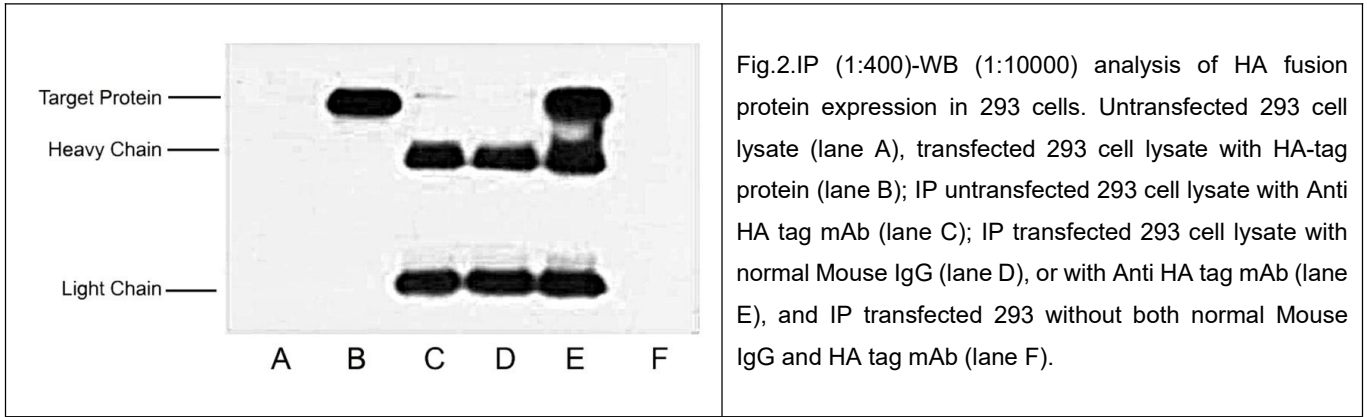


Fig.2.IP (1:400)-WB (1:10000) analysis of HA fusion protein expression in 293 cells. Untransfected 293 cell lysate (lane A), transfected 293 cell lysate with HA-tag protein (lane B); IP untransfected 293 cell lysate with Anti HA tag mAb (lane C); IP transfected 293 cell lysate with normal Mouse IgG (lane D), or with Anti HA tag mAb (lane E), and IP transfected 293 without both normal Mouse IgG and HA tag mAb (lane F).

Note: The product listed herein is for research use only and is not intended for use in human or clinical diagnosis. Suggested applications of our products are not recommendations to use our products in violation of any patent or as a license. We cannot be responsible for patent infringements or other violations that may occur with the use of this product.